



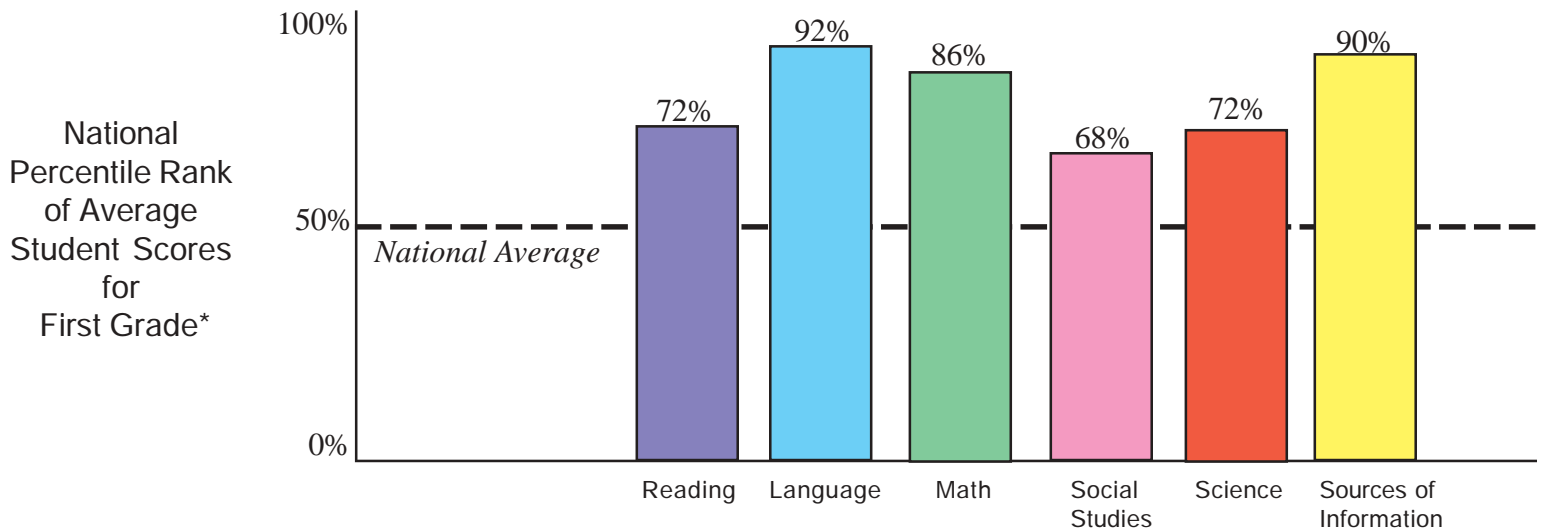
# Palmetto Prep's ITBS Results

Palmetto Prep's first and second graders recently completed the Iowa Test of Basic Skills (ITBS). Three fundamental purposes for taking this type of test are: (1) to describe each student's developmental level within a test area; (2) to identify a student's areas of relative strength and weakness in subject areas; and (3) to monitor year-to-year growth in the basic skills.

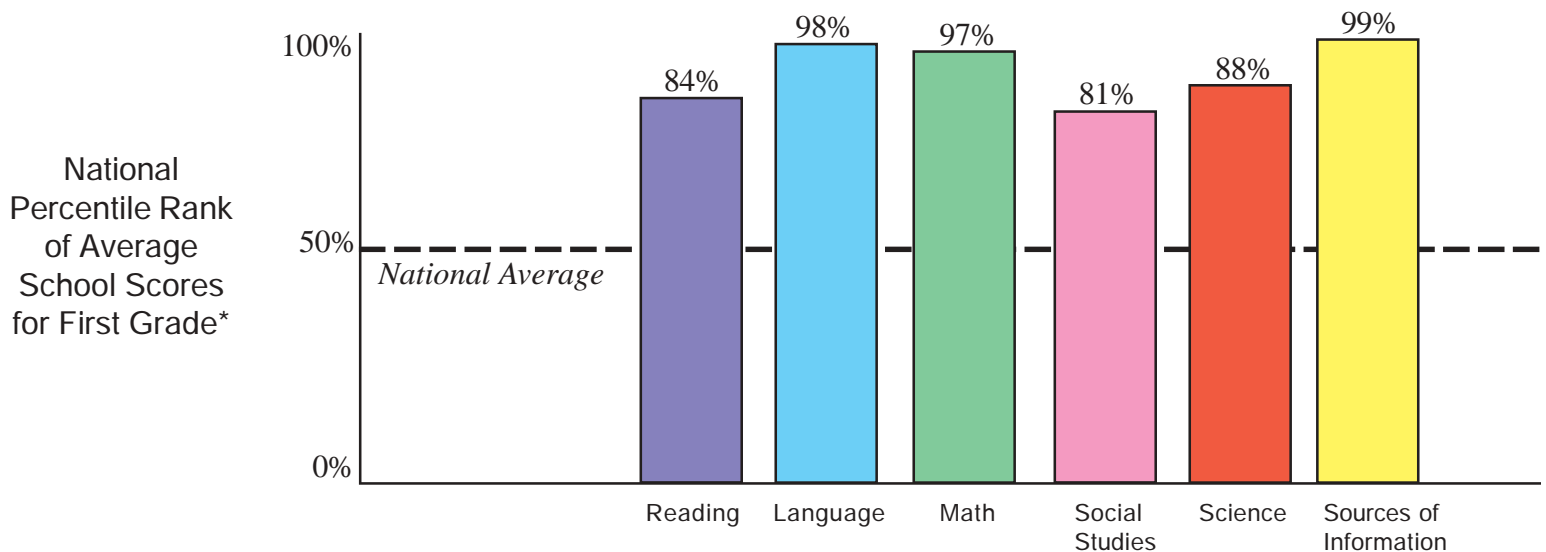
The test encompasses the following areas of study: vocabulary, word analysis, reading comprehension, listening, language, mathematics, social studies, science and sources of information. The development of basic skills is a continuous process, but the rate of skill development differs widely among children of the same age or grade. Some children learn rapidly. Others, who may be as conscientious and highly motivated, learn more slowly. Most children are more proficient in some skills than in others. Some children progress more rapidly with certain methods, materials, and teaching styles than with others. It is the challenge of identifying and providing the optimal conditions for learning, which vary from child to child, that makes teaching such an exciting profession. Tests, like the ITBS, that can provide dependable information about each student's most developed and least developed skills will help the teacher to meet this challenge.

Palmetto Prep is delighted to announce that their students' scores **exceeded the national average in all test areas**. These results reflect Palmetto Prep's high level of academic excellence.

*The graphs below reflect Palmetto Prep's national ranking in each subject area and how we compare nationally among other schools:*

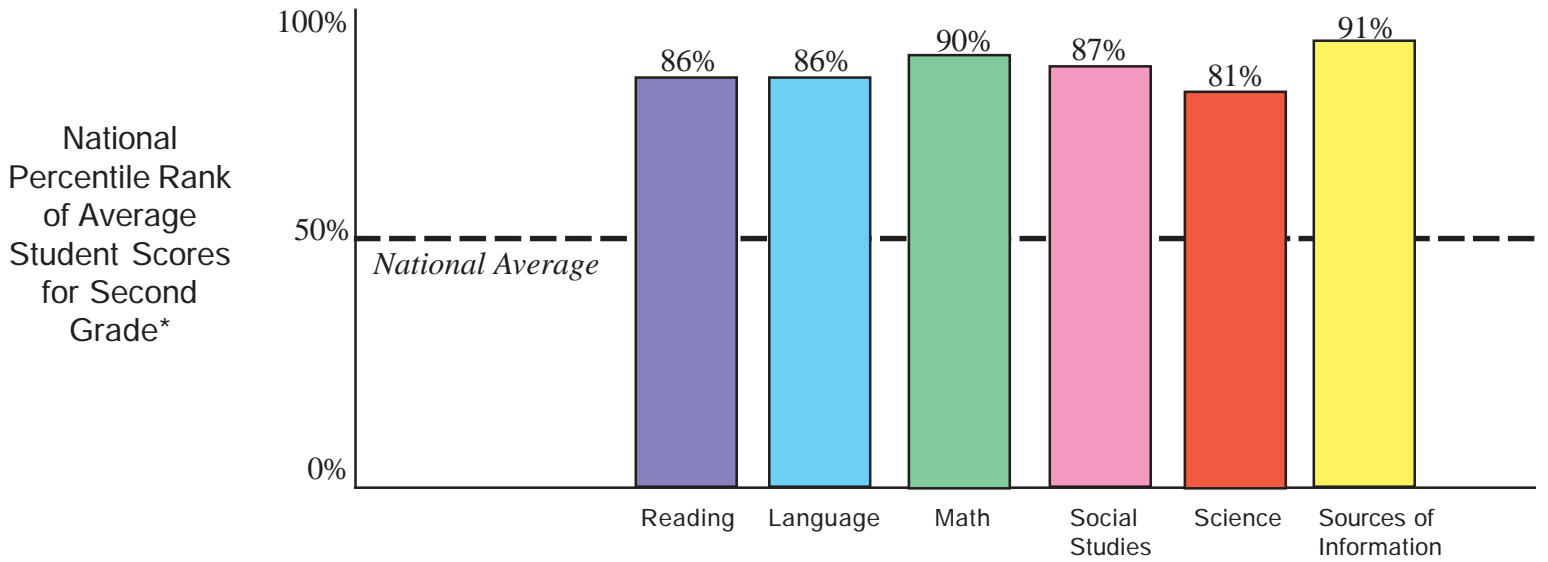


*\*This graph indicates that, for example, Palmetto Prep students scored higher than 92% of all first grade students nationally in Language.*

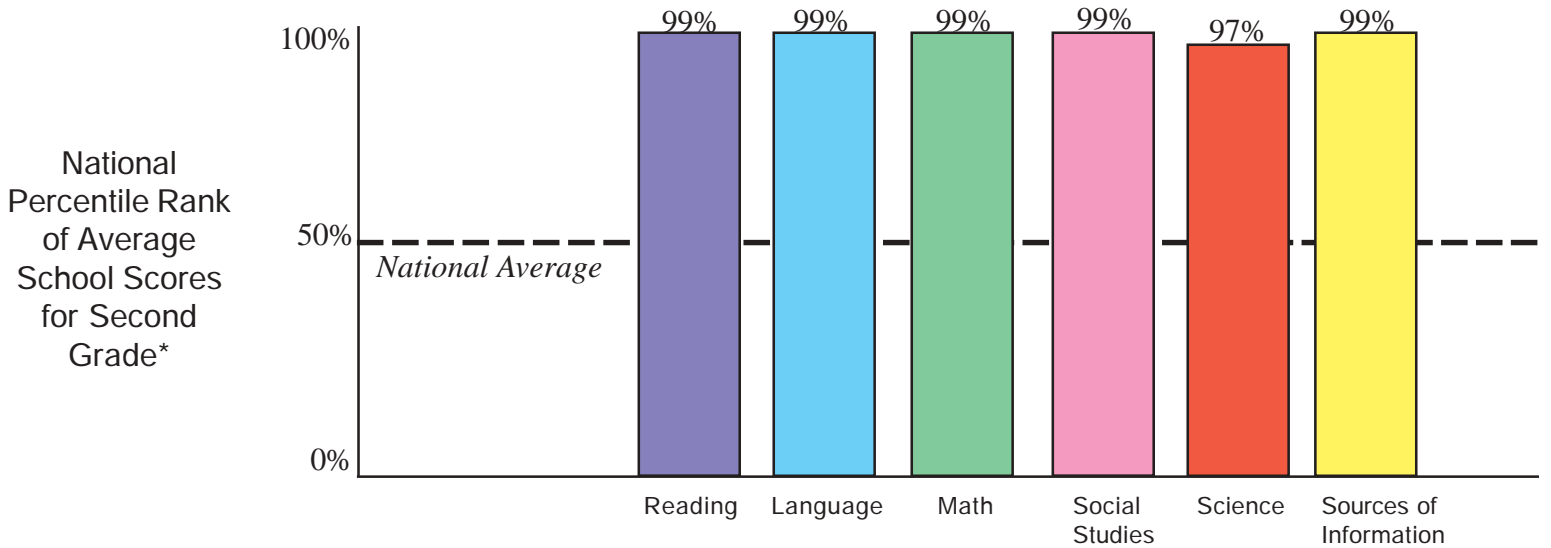


*\*This graph indicates that, for example, Palmetto Prep as a school scored higher than 98% of all schools nationally in Language.*

# Palmetto Prep's ITBS Results (cont.)



*\*This graph indicates that, for example, Palmetto Prep students scored higher than 90% of all second grade students nationally in Math.*



*\*This graph indicates that, for example, Palmetto Prep as a school scored higher than 99% of all schools nationally in Math.*